




*Pacific*TM


contemporary wall cladding

Wall Cladding Like No Other...



- Stunning, unique appearance
- Perfect for feature walls, whole houses or even fencing
- Match or contrast with the colour of your roof, fascia or spouting

- For residential and commercial use
- Available in popular cladding colours to suit all environments
- For more information call 0800 DIMOND (0800 346 663)



Design Registration NZ408759

Thickness	End Span	Internal Span
Steel 0.40mm	0.90m	1.30m
Steel 0.55mm	1.30m	1.80m
Aluminium 0.70mm	0.80m	1.10m

To suit serviceability wind loads up to 3 kPa.

Material Specifications and Warranties

Pacific is available in Zinalume®, pre-painted steel and plain or pre-painted aluminium. Please refer to the Habitats Standard Colour Collection for the range of available colours.

Dimond Pacific wall cladding carries a minimum 15 year warranty. The warranty covers the paint surface against flaking, peeling, excessive fade and against perforation as a result of corrosion, but only when the correct material for the environment has been used and maintenance has been carried out as detailed below.

In accordance with AS/NZS 2728:2007, the recommended uses for ColorCote® ZR8™ or COLORSTEEL® Endura™ are up to and including moderate, industrial and marine environments. ColorCote® ZRX™ can be used up to and including severe marine environments. COLORSTEEL® Maxx™ can be used up to and including very severe marine environments up to 100 metres from exposed surf beaches. ColorCote® ARX™ can be used up to and including very severe marine environments and is the only product which should be used within 100 metres of exposed surf beaches. Unpainted Zinalume is only recommended for moderate environments.

It is essential to the durability of your cladding system that the correct material and coating is used for the specific environment so please contact us on 0800 Dimond (0800 346 663) if you have any doubt relating to this.

Unwashed areas, i.e. those areas not washed by regular rainfall, are not covered by the above warranties. Regular maintenance however will greatly improve the durability of products in these situations.

Installation and Fixing

Dimond Pacific should be screw fixed through the pan of the profile on each stud-line into either timber or steel framing. The use of a 12g x 50mm Roofzip screw (or 12g x 65mm Roofzip if installed on a cavity batten system) will ensure failure by fastener pull out will not occur under the load limitations given in Dimond technical literature.

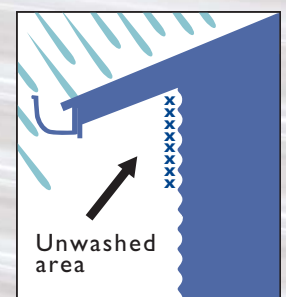
Maintenance

Maintenance is essential to prolong the good looks of the product and to ensure that it performs as you would expect it should. It is a condition of the material and product warranty issued for Dimond products that the following maintenance procedures are carried out.

Cladding Maintenance

Careful and regular maintenance will extend the useful life of your cladding. These guidelines are for the minimum degree of maintenance to ensure expected performance is achieved. Frequency of cleaning required will vary depending on the environment.

- Keep surfaces clean and free from continuous contact with moisture and debris.
- Areas that are not naturally washed will require regular cleaning (at least 2-3 times per year) to remove dirt and salt build-up. Clean areas by scrubbing with a soft nylon brush and clean water.
- Inspect and replace where necessary any fasteners that have deteriorated sufficiently to cause a leakage risk.
- At the first sign of corrosion, the affected areas should be cleaned down, spot primed and then repainted to an appropriate paint manufacturer's recommendations.
- Fading of the surface coating may occur over time and repainting may be carried out to retain aesthetic value.



*Also available in Habitats Metallic Silver

0800 DIMOND (0800 346 663)

Dimond